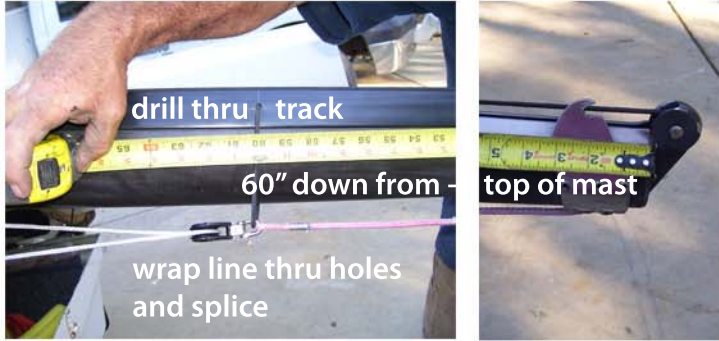




ezsnu.com

H20

Spinnaker Conversion



drill thru track

60" down from top of mast

wrap line thru holes and splice



install eye strap

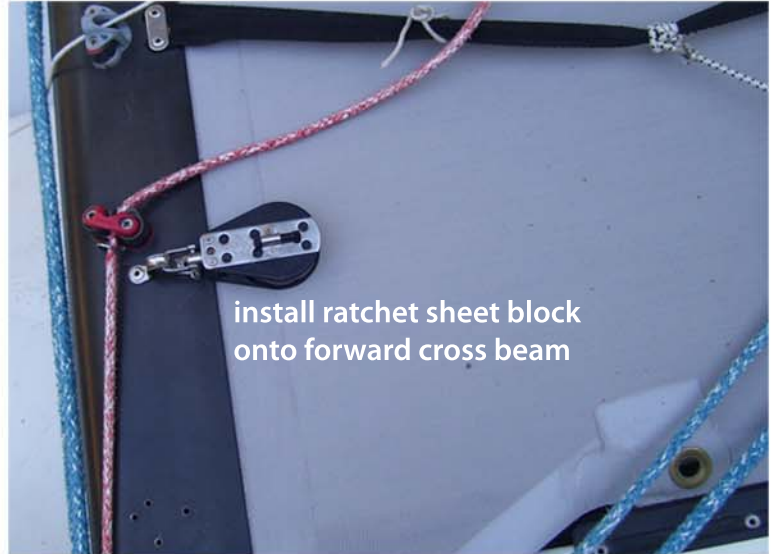


install halyard cleat

starboard side of mast



splice 2' pig tail at 1/2 point of spinnaker sheet




install ratchet sheet block onto forward cross beam



install windsurfing mast base cup

install stand-up blocks on either side of mast



install ratchet sheet block into jib track about 3 rivet holes behind centerboard




insert alum. mast base extension base cup



barefoot studio, inc



install spinnaker pole and SNU (see supplied instructions) with SNU package.



tie off bag

retrieval line goes thru grommet and stand-up block

tie off bag



retrieval line goes thru stainless steel ring tied off with bungee cord at back of tramp and feeds up thru starboard side stand-up block and then thru halyard cleat

